



3M Stamark™ Alert Detectable Tape

Tips to apply

- Thoroughly clean the surface,
- Using 5cm width tapes, define the space where you apply the 3M Stamark™ A.D.T.,
- Prepare the resin adding the catalyst, then mix during 3 minutes,
- Apply the resin inside the perimeter defined with the tapes fixed before,



- Lay down the 3M Stamark™ A.D.T.,




- Remove the tape before the resin becomes

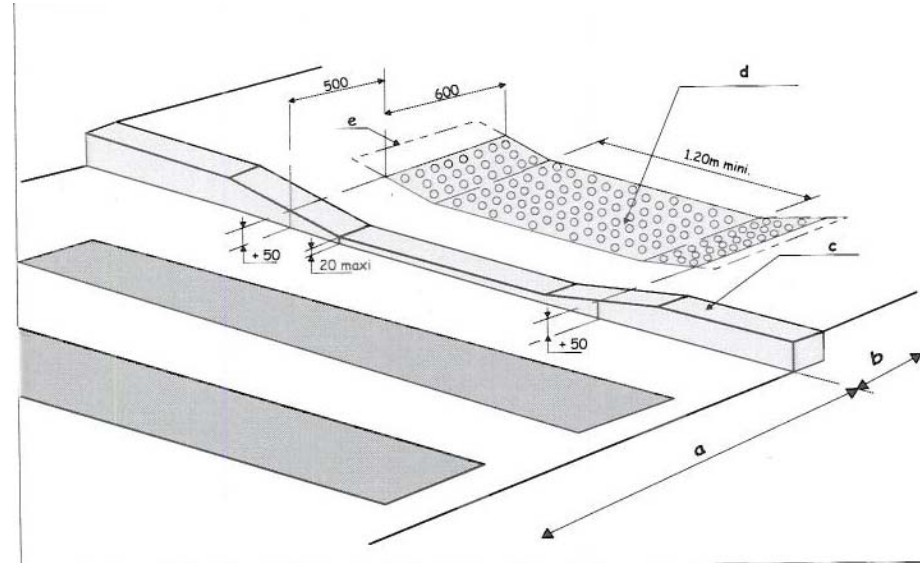
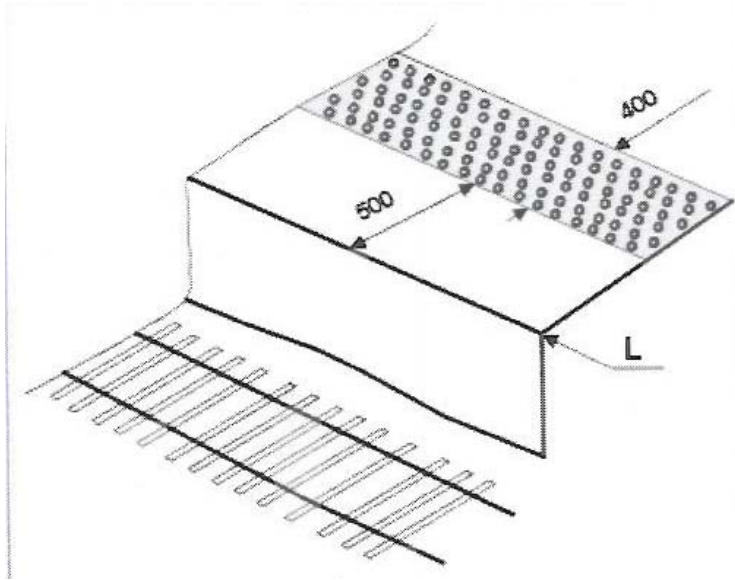


too hard (dry). That's it – You've made it !

3M Stamark™ Alert Detectable Tape - The Path for safety walk !



Tips to apply



Possible Adhesive solutions

Scotchweld adhesive	Description	Drying time	Application method
847 LV	Nitrile contact adhesive	5 minutes	Brush Roll Spraygun (Compressed air)
30	Water base neoprene contact adhesive	30 minutes	Brush Roll Spraygun (Compressed air) Spraygun (Airless, 8 bars)
2000	2K water base neoprene adhesive, 10:1 mix ratio	15 seconds	Specific spray system

Some applications

